
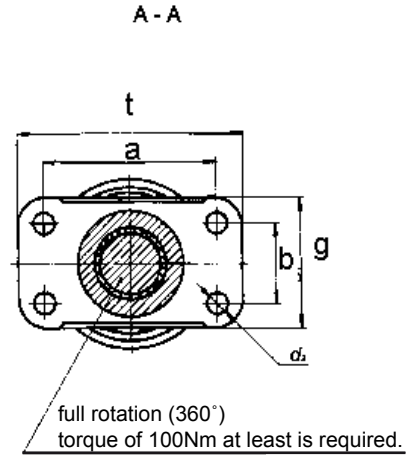
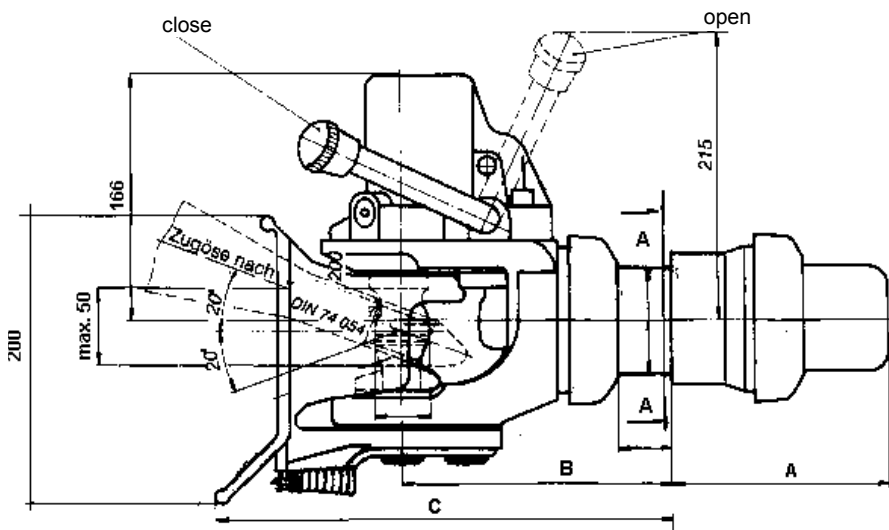




**Trailer Coupling  
HB260 Type**



# Trailer Coupling Type HB-260



Class/Type	Hole Pattern	Size of Plate	D-Value	M	Connection dimensions					ECE audit trail BR 55-E10
	<b>a x b</b>	<b>t x g</b>			<b>KN</b>	<b>Nm</b>	<b>d1</b>	<b>d2</b>	<b>A</b>	<b>B</b>
HB 260 G 135	120 x 55	155 x 90	70	350	75	15	150	188	318	E 10 00013
HB 260 G 145	140 x 80	180 x 120	100	500	85	17	168	193	323	E 10 00011
HB 260 G 150	160 x 100	200 x 140	120	500	95	21	168	193	323	E 10 00006

Type A = Action lever upwards  
Type B = Action lever downwards

Subject to change without notice

M = Tightening torque of the nut

Permitted Turning Radius of Towing Eyelet

- Horizontal 100°
- Vertical 20°
- Axial 360° torque of 100Nm at least is required

Only for use with towing eye (DIN 74054).



Helmut Buer GmbH & Co. KG  
Am Leveloh 11  
D-45549 Sprockhövel

Tel: +49(0)2324/90291-0  
Fax: +49(0)2324/77 33-0  
Email: info@buer-kg.de  
Web: www.buer-kg.de